



DIRECTORATE OF GOVERNMENT EXAMINATIONS
ANDHRA PRADESH

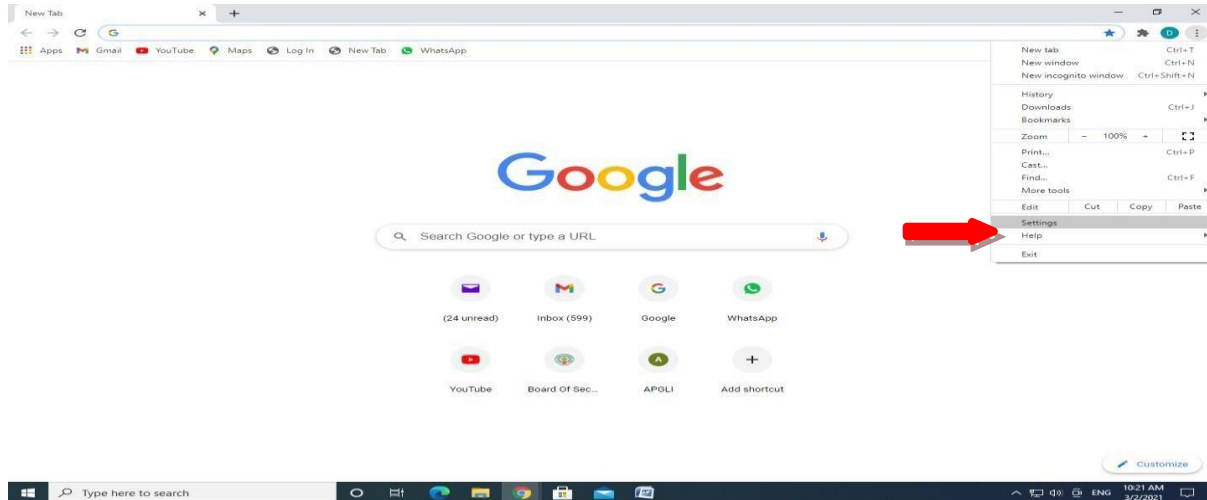
**User Manual for Online
Updation of SSC Nominal Rolls
2022-23**

SPECIAL INSTUCTIONS BEFORE FILLING THE APPLICATION:

1. The Headmaster/Principal/Correspondent shall read all the documents appeared in the Login Page thoroughly before filling the Online Application.
 2. **The Headmaster/Principal/Correspondent is requested to keep the following scanned documents readily for uploading as per the Specifications mentioned in this User Manual.**
 - a) Student's photo (Black and White with White background).
 - b) Student's signature (On White Paper)
 - c) Age Condonation Proceedings (which was issued by HM/DEO/DGE)
 - d) Permission copy of Second language Special English (11E).
 - e) PH certificate issued by competent authority only.
 3. **FEE Exemption:-**
 - a) Exemption for all KGBV school students.
 - b) Exemption for all PH categories.
 - c) Exemptions for SC/ST candidates.
-

1. Browser settings:

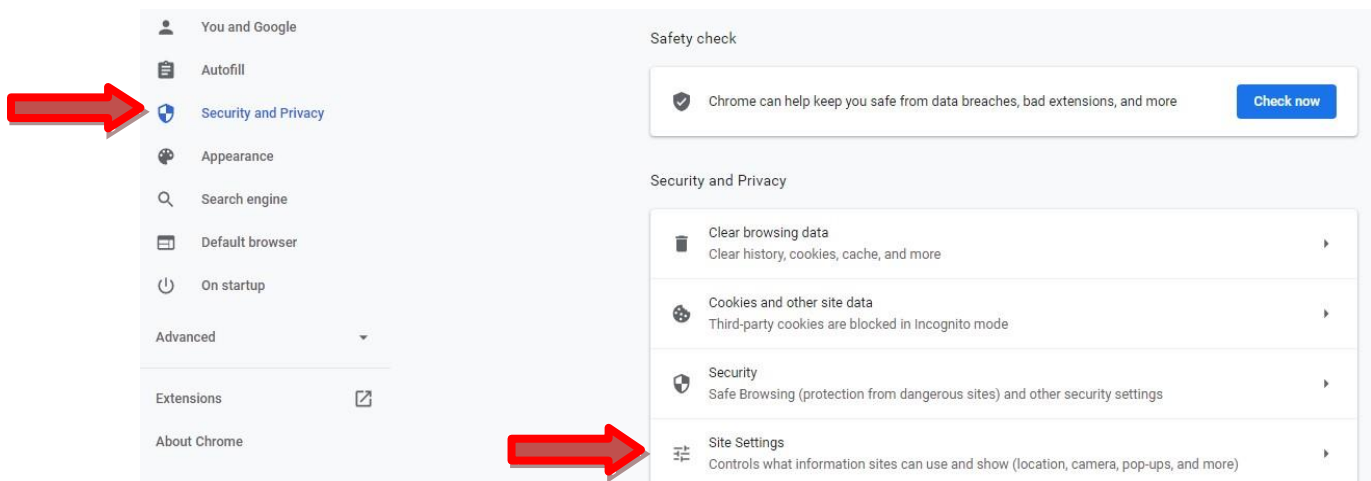
a) Open the Google Chrome Browser and click on **Settings**.



Google Chrome Screen

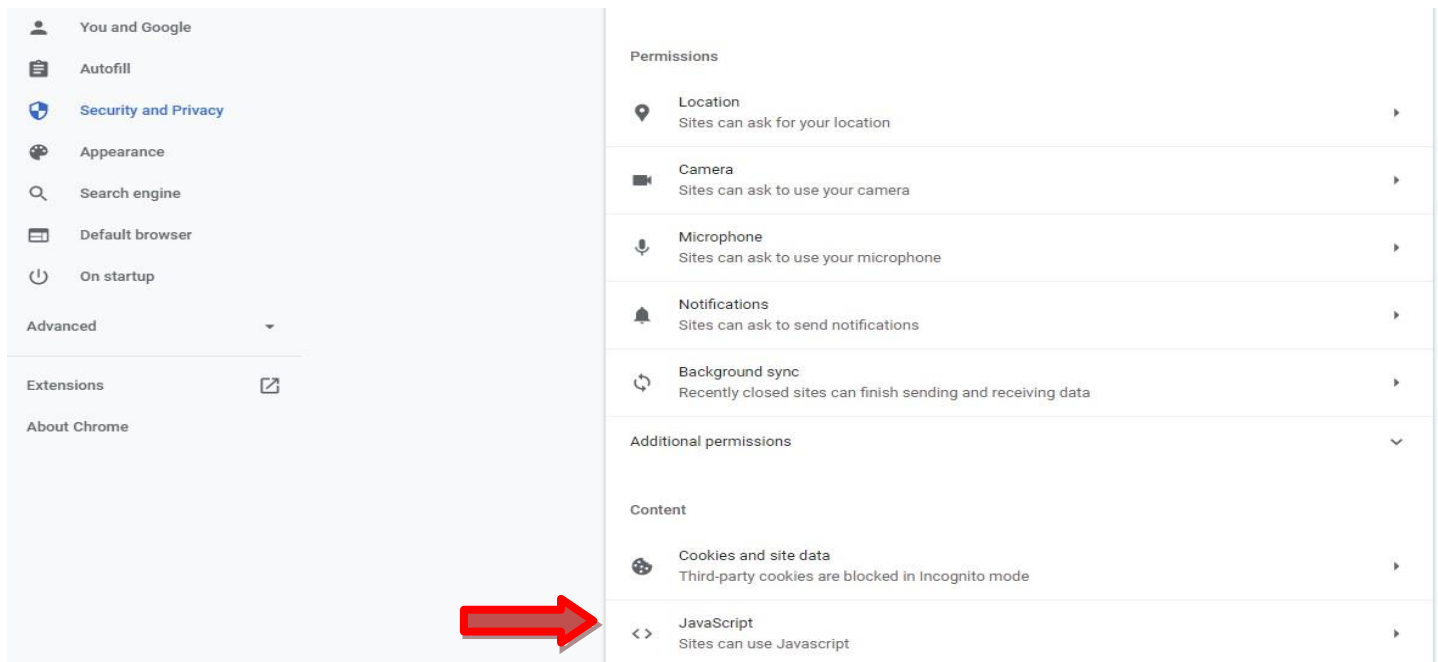
b) In the Settings page please click on the **Security and Privacy** in the left side corner menu.

c) In the below page please click **Site Settings**.



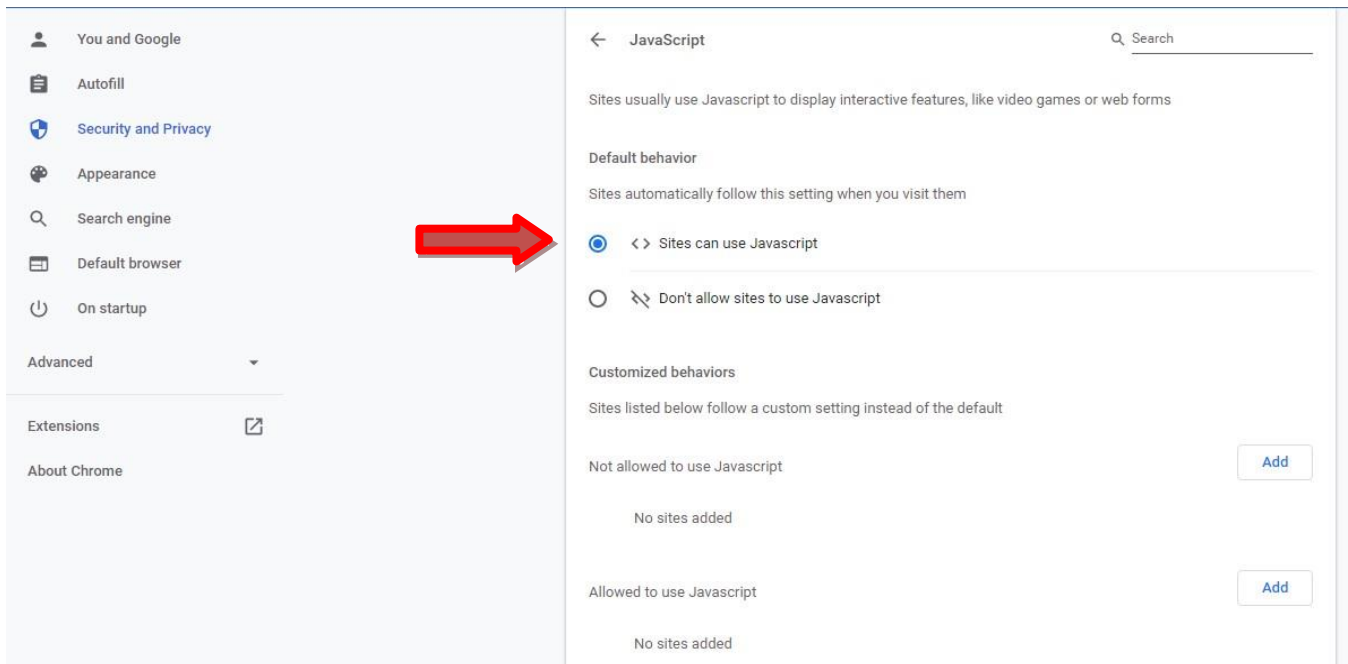
Security and Privacy

d) Click the JavaScript under the Content.



e) Please allow the JavaScript.

Note:- In general, in the advanced versions of Chrome, by default the Java Script is allowed. However, before login with the credentials, it is suggested to verify whether the JavaScript is allowed or not.



2. PRIMARY STEPS:

Note:- The High Schools and the students concerned mapped in this website are strictly based on the **CHILD INFO** data provided by the Commissioner of School Education, AP, Ibrahimpatnam only. The Schools which obtained opening permissions/ETRs are only allowed to upload the particulars of the students. For any discrepancy in the child info please contact O/o the Commissioner of School Education, AP, Ibrahimpatnam, as it is the competent authority for resolving any child info issue.

- ☞ All the particulars shall be strictly in accordance with the Admission Register and Child Info only. If any student name is available in admission register and **not in CHILD INFO** that student particulars are not displayed in online NR format.

KEEP READY THE FOLLOWING SCANNED DOCUMENTS FOR SCAN:

- ☞ Before going to login to the website, the Head Master concerned has to keep the following documents duly *scanned* in **.jpg or .jpeg** format only.
 - a) **Black and White Passport size Photographs** of all the candidates with a file size between **30KB to 40KB each preferably with white background.**
 - b) **Signatures** of all the candidates with white background with a file size between **10KB to 20KB each.**
 - c) **PH certificate** (if applicable) with a file size between **50KB to 100KB each.**
 - d) **Age Condonation order** copy (if applicable) with a file size between **50KB to 100KB each.**
 - e) **Special English permission copy** (If applicable) with a file size between **50KB to 100 KB.**

3. HM School login

- Browse to URL <http://www.bse.ap.gov.in>.
- After browsing the above link, click **SSC Students Nominal Roll 2023 Regular** link.
- The screen as shown below will appear for entering the credentials provided to each and every Headmaster/Principal/Correspondent.
- Before Login, Click on the link “Click here to know the new school code” and enter your old school code.

DIRECTORATE OF GOVERNMENT EXAMINATIONS :: ANDHRA PRADESH
(Popularly Known as SSC Board)

Enter Old School Code:

INSTRUCTIONS FOR LOGIN:

1. Enter the NEW School Code as User ID
2. Enter the Password in the following format: newschoolcode@ (your new school code followed by the symbol @)
3. After login please change your password immediately

[Click here to login](#)

© Copyright AP SSC - 2022. All Rights Reserved. [Cancellation & Refund Policy](#) [Privacy Policy](#) [Disclaimer](#) [Terms & Conditions](#)

Figure 1:- School code Screen

- While entering the old school code, the screen showing the new school code appears :

DIRECTORATE OF GOVERNMENT EXAMINATIONS :: ANDHRA PRADESH
(Popularly Known as SSC Board)

Enter Old School Code:

New School Code:	02030
Old School Code:	05118
School Name:	Z P P HIGH SCHOOL ALAJANGI
District:	VIZIANAGARAM

INSTRUCTIONS FOR LOGIN:

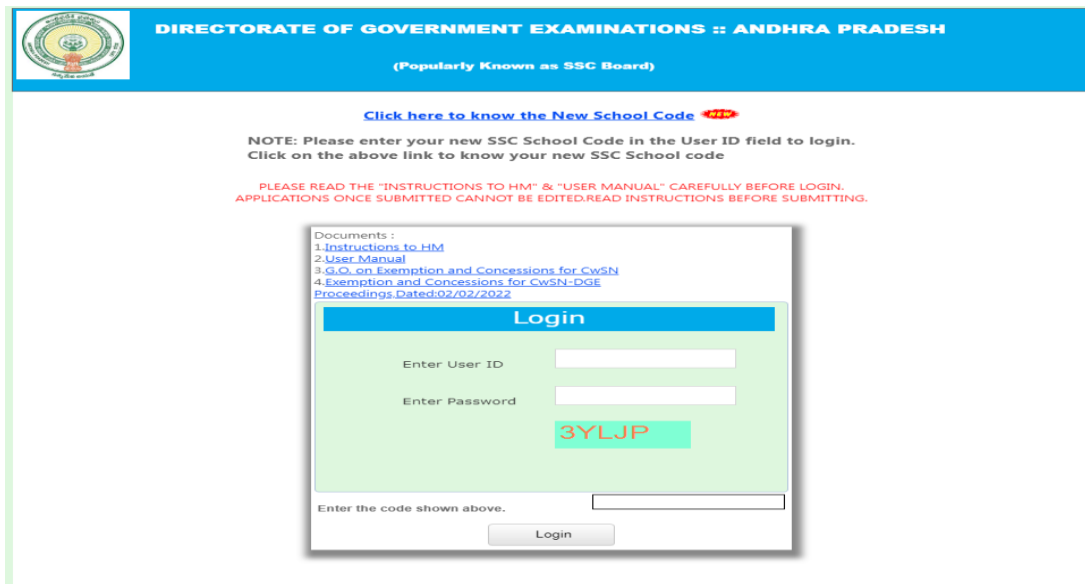
1. Enter the NEW School Code as User ID
2. Enter the Password in the following format: newschoolcode@ (your new school code followed by the symbol @)
3. After login please change your password immediately

[Click here to login](#)

© Copyright AP SSC - 2022. All Rights Reserved. [Cancellation & Refund Policy](#) [Privacy Policy](#) [Disclaimer](#) [Terms & Conditions](#)

Figure 2:- New School code Screen

- Login with NEW credentials **User ID (i.e. New SSC School Code)** and **Password (i.e. New SSC School Code @)** also School Code and click **submit** button to login.
- For Example : If your new school code is 12345 then your password is 12345@.



DIRECTORATE OF GOVERNMENT EXAMINATIONS :: ANDHRA PRADESH
(Popularly Known as SSC Board)

[Click here to know the New School Code](#)

NOTE: Please enter your new SSC School Code in the User ID field to login.
Click on the above link to know your new SSC School code

PLEASE READ THE "INSTRUCTIONS TO HM" & "USER MANUAL" CAREFULLY BEFORE LOGIN.
APPLICATIONS ONCE SUBMITTED CANNOT BE EDITED. READ INSTRUCTIONS BEFORE SUBMITTING.

Documents :
1. [Instructions to HM](#)
2. [User Manual](#)
3. [G.O. on Exemption and Concessions for CwSN](#)
4. [Exemption and Concessions for CwSN-DGE Proceedings Dated:02/02/2022](#)

Login

Enter User ID

Enter Password

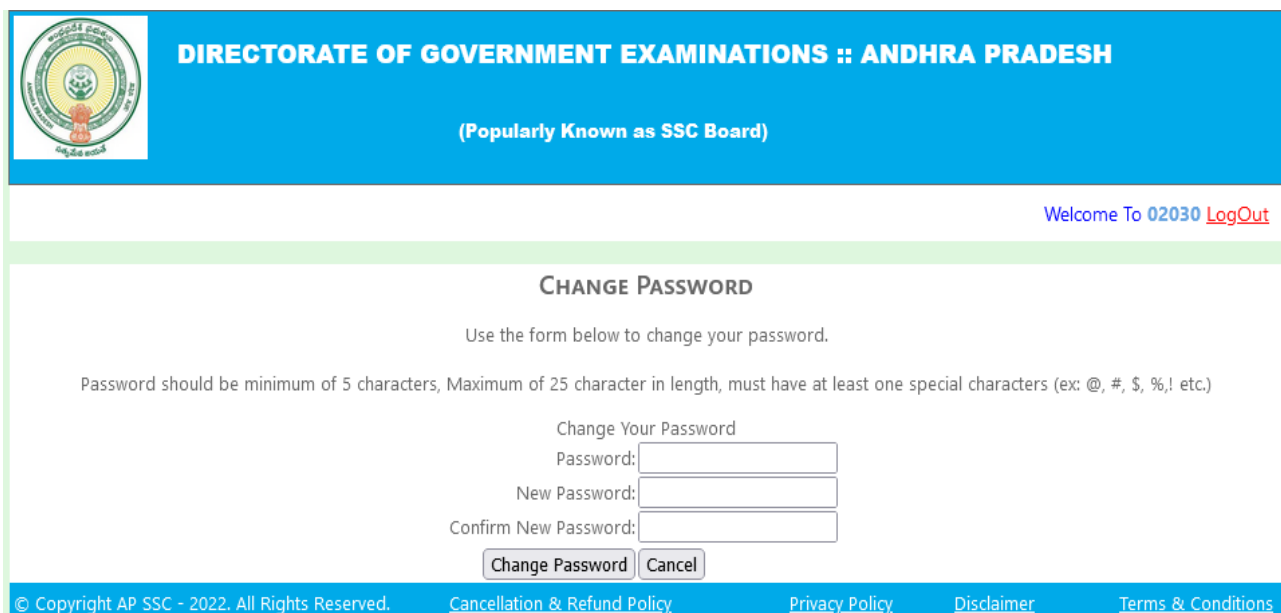
3YLJP

Enter the code shown above.

Login

Figure 3 :- Login Screen

- Immediately after login, the Headmaster/Principal/Correspondent is requested to change their password mandatorily and it should not be disclosed and also to be preserved for all future correspondence.



DIRECTORATE OF GOVERNMENT EXAMINATIONS :: ANDHRA PRADESH
(Popularly Known as SSC Board)

Welcome To 02030 [LogOut](#)

CHANGE PASSWORD

Use the form below to change your password.

Password should be minimum of 5 characters, Maximum of 25 character in length, must have at least one special characters (ex: @, #, \$, %, ! etc.)

Change Your Password

Password:

New Password:

Confirm New Password:

[Change Password](#) [Cancel](#)

© Copyright AP SSC - 2022. All Rights Reserved. [Cancellation & Refund Policy](#) [Privacy Policy](#) [Disclaimer](#) [Terms & Conditions](#)

Figure 4 :- Change Password Screen.

4. GET CHILD INFO:

- The screen will be displayed as shown below, enter Head Master's Phone Number and School's Mail ID.
- Click on **Get Child Info** (It will appear for the first time only).
- Once logged in, it will not appear for second time).

DIRECTORATE OF GOVERNMENT EXAMINATIONS :: ANDHRA PRADESH
(Popularly Known as SSC Board)

Welcome To **01004** [LogOut](#)

01004-Z P HIGH SCHOOL - VEDULLAVALASA

School U-Dise Code: 28111800502
Contact No.: 9999999999
EMailId: 01004@GMAIL.COM
Pin Code: 532185
[Get Child Info](#)

Please verify the UDISE code and particulars of the candidates with your school records. If the details are correct then click **Confirm School U-DISE Code**. If not please Contact O/o D.G.E

Figure 5:- School Info screen.

- Please verify the School details like UDISE Code and particulars.
- If found correct then click on **Confirm School U-DISE Code**.
- In case of wrong U-DISE Code, **do not confirm** (Do not click the confirm button), Please contact the O/o the DGE, AP through telephone 0866-2974540 or through mail dir_govexams@yahoo.in for rectification.

5. CHILD INFO DATA:



DIRECTORATE OF GOVERNMENT EXAMINATIONS :: ANDHRA PRADESH

(Popularly Known as SSC Board)

Welcome To **01004** [LogOut](#)

01004-Z P HIGH SCHOOL - VEDULLAVALASA

School U-Dise Code:

Contact No.:

EMailId:

Pin Code:


Please verify the UDISE code and particulars of the candidates with your school records. If the details are correct then click **Confirm School U-DISE Code**. If not please Contact O/o D.G.E

S.No.	Child Id	UDiseCode	Name of the Student	Father's Name	Mother's Name	Gender	Date of Birth	Community	RELIGION	ADHARNO	MOBENO
1	1501170931	28111800502	MARRI AMRUTHA	MARRI HARIBABU	MARRI VANI KUMARI	G	08122007	OC	H	330083637517	9392736268
2	1501171067	28111800502	GANTA BHARGAV	GANTA GOVINDARAO	GANTA SUJATHA	B	04122007	ST	H	294023279223	9573737780
3	1501172392	28111800502	KASIMEVALASA CHAITANYA	KASIMEVALASA ATCHUTARAO	KASIMEVALASA ANASUYA	G	04052008	BC-A	H	784083001578	9063775740
4	1501172404	28111800502	KASIMEVALASA SOMESH	KASIMEVALASA APPALANAIIDU	KASIMEVALASA ANMMAYAMMA	B	08072008	BC-A	H	774843782351	9346771031
5	1501201555	28111800502	BATTULA DEEPIKA	BATTULA BHUVANESWARARAO	BATTULA LATAKUMARI	G	20062008	OC	H	733824854862	9491807783
6	1501202705	28111800502	BAIRI MOUNIKA	BAIRI GOVINDARAO	BAIRI SUJATHA	G	31082008	BC-D	H	452037797746	9676547075
7	1501202709	28111800502	NAKKA HEMALATHA	NAKKA GOVINDARAO	NAKKA RAJESWARI	G	08092008	BC-D	H	228972873639	9014739239
8	1501202715	28111800502	NEYYA PREMASAIKUMAR	NEYYA MANMADARAO	NEYYA PADMA	B	26092008	BC-D	H	711200523416	9652859550
9	1501202719	28111800502	MAMIDI SAYLAJA	MAMIDI DILLESWARARAO	MAMIDI PUSPHA	G	02042008	BC-D	H	883955175642	9866600798
10	1501202728	28111800502	NAKKA CHANDRASEKHAR	NAKKA SIMHACHALAM	NAKKA RAMANAMMA	B	12082007	BC-D	H	454654256647	6281801446
11	1501202734	28111800502	NETHINTI SUVARNA	NETHINTI APPALASURI	NETHINTI KUMARI	G	27052008	BC-D	H	400127348893	7702920424
12	1501202744	28111800502	TAMADA VENKATALAXMI	TAMADA RAJABABU	TAMADA RAJESWARI	G	25082008	BC-A	H	557201003353	9642850611
13	1501202748	28111800502	KOTTAVALASA CHAKRADAR	KOTTAVALASA ANANDA RAO	KOTTAVALASA ESWARAMMA	B	06012007	BC-D	H	764820044847	6305783319
14	1501203294	28111800502	MATTA JASVANTH	MATTA RAMAKRISHNA	MATTA GANMEMMA	B	26052008	BC-D	H	376411963855	8008489482
15	1501203305	28111800502	GURUGUBELLI MAHESH	GURUGUBELLI JAYANTHRAO	GURUGUBELLI TULASAMMA	B	26062008	BC-A	H	746125008882	8008489482
16	1501203315	28111800502	AAVALA SRAVANI	AAVALA RAMU	AAVALA RAMULAMMA	G	10052008	BC-D	H	710466849509	7396353971
17	1501242932	28111800502	GUNDALA BHAGYALAKSHMI	GUNDALA MAHESH	GUNDALA PARVATHI	G	01072008	OC	H	689372132455	7997476243
18	1501279590	28111800502	RELLA LKITHA	RELLA MURALIMOCHAN	RELLA MOHINI	G	17012008	BC-A	H	269038206066	9398623297
19	1601024924	28111800502	SETTI VINAY KUMAR	SETTI ESWARARAO	SETTI RAMA LAKSHMI	B	14062008	OC	H	385369767992	9492482877
20	1601061090	28111800502	KANCHU KOMALI	KANCHU NEELADRI	KANCHU BHAVANI	G	20062008	BC-D	H	265159229081	9989581329
21	1601061700	28111800502	GURUGUBELLI MANASA	GURUGUBELLI RAMANA	GURUGUBELLI RAMANAMMA	G	14012008	BC-A	H	695290469125	9908421389
22	1601064862	28111800502	SINGAMSETTI SWAPNA	SINGAMSETTI SATYANARAYANA	SINGAMSETTI LAKSME	G	09072007	BC-D	H	441664591478	8978433013
23	1801039326	28111800502	MUDDADA MOHANARAO	MUDDADA SIMHACHALAM	MUDDADA RAJESWARI	B	16062008	BC-A	H	238859141483	9177698154

Figure 6:- After Confirmation Screen

6. STUDENT REGISTRATION:

- After confirming the UDISE Code, Click on the Service Data, the following screen appears.



DIRECTORATE OF GOVERNMENT EXAMINATIONS :: ANDHRA PRADESH
 (Popularly Known as SSC Board)

Welcome To 02030 [LogOut](#)

CHILD INFO DATA SERVICE DATA SUBMITTED APPLICATIONS VOCATIONAL PAYMENTS PAYMENT PAID CANDIDATES LIST FAILED STUDENT REGISTRATION
 CHANGE PASSWORD

District : 02 - VIZIANAGARAM School : 02030 - Z P P HIGH SCHOOL ALAJANGI


S.No.	Child Id	UDISE CODE	Name of the Student	Father's Name	Mother's Name	Gender	Date of Birth	Community	RELIGION	Aadhaar No.	Mobile No.	Check
1	1502098113	28121003104	REDDI MANIKANTA	REDDI SATYANARAYANA	REDDI KOMALI	B	29122007	BC-D	H	374225789285	9177750509	Check
2	1502098119	28121003104	PUDI SANMUKHASAI	PUDI SANKARRAO	PUDI GOWRISWARI	B	22032008	BC-D	H	816863829531	9704779608	Check
3	1502098125	28121003104	CHANDAKA MURALIKRISHNA	CHANDAKA RAMARAO	CHANDAKA LAKSHMI	B	19032008	BC-D	H	438849209910	9502806592	Check
4	1502098154	28121003104	CHANDAKA SANYASI NAIDU	CHANDAKA MAHESH	CHANDAKA LAXMI	B	05122007	BC-D	H	287009220018	9160373582	Check
5	1502098160	28121003104	PATTIGULA PATTIGULA ESWARRAO	PATTIGULA AKKULU	PATTIGULA BHAVANI	B	17122007	BC-A	H	875897894602	8897757542	Check
6	1502098172	28121003104	PATTHIGULA ASHOKKUMAR	PATTHIGULA RAMU	PATTHIGULA SANDHYA	B	17012008	BC-A	H	429933869145	9182141489	Check

Figure 7:- Service Data Screen.

- Then click on the Check button appeared on the right side of every student, the following screen appears:

School : 02137 - Z P HIGH SCHOOL - KONURU

Sl No	Name of the Student	Father's Name	Mother's Name	Gender	Date of Birth	Community
02	MAJJI KARTHIK					SC
02	SAKETI DURGA PRASAD					SC
02	MAMIDI DURGA PRASAD					SC
02	SIVUKU UPENDRA					SC
02	PATURU RAMA KRISHNA	SIMHACHALAM	PATRU	B	23092007	SC
02	DEBARIKI RAMBABU	DEBARIKI SURYA RAO	DEBARIKI SEETHAMMA	B	23092007	SC




Successfully updated / inserted Child ID.

Click "Child Info Data" in menu bar and proceed

OK

Figure 8:- Check - Service Data Screen.

- The student now appears in the Child Info Data, the screen will be displayed as follows:



DIRECTORATE OF GOVERNMENT EXAMINATIONS :: ANDHRA PRADESH

(Popularly Known as SSC Board)

Welcome To [LogOut](#)

CHILD INFO DATA SERVICE DATA SUBMITTED APPLICATIONS VOCATIONAL PAYMENTS PAYMENT PAID CANDIDATES LIST

FAILED STUDENT REGISTRATION CHANGE PASSWORD

District Name : [02 - VIZIANAGARAM](#) School Name : [02030 - Z P P HIGH SCHOOL ALAJANGI](#)

S.No.	Child Id	Name of the Student	Father's Name Mother's Name	Gender	Date of Birth	Edit
1	1502098113	REDDI MANIKANTA	REDDI SATYANARAYANA REDDI KOMALI	B	29/12/2007	Edit
2	1502098119	PUDI SANMUKHASAI	PUDI SANKARRAO PUDI GOWRISWARI	B	22/03/2008	Edit

Figure 9 :- Child Info Data Screen.

- Then click on **Edit** button to get the student details.

REGULAR AND OSSC REGULAR:

- Click on **Edit**, the following screen will be displayed as shown below.
- Please select Stream (either **Regular** or **OSSC Regular**)
- Click on **Click Here for Filling Application** button.

CHILD INFO DATA SUBMITTED APPLICATIONS VOCATIONAL FAILED STUDENT REGISTRATION PAYMENTS CHANGE PASSWORD

Select Your Stream

☐ Regular

☐ OSSC Regular

[Click Here For Filling Application](#)

Figure 10 :- Stream wise details

7. NR DETAILS ENTRY SCREEN:

The following Screen will be displayed:

CHILD INFO DATA	SERVICE DATA	SUBMITTED APPLICATIONS	VOCATIONAL	PAYMENTS	PAYMENT PAID CANDIDATES LIST	CHANGE PASSWORD
-----------------	--------------	------------------------	------------	----------	------------------------------	-----------------

Stream : **Regular** * Indicates Mandatory Fields

District : **01 - SRIKAKULAM** School Code & Name: **01363 - SARADA SCHOOL, POLAKI**
Child ID : **1501282605** UDISE Code : **28112103420**

Instructions
All the Scanned documents shall be in **.jpg or .jpeg** format only
(1) Candidate's Photo shall be in Black & White and shall be between **30 KB to 40 KB Only**
(2) Candidate's Sign file size shall be between **10 KB to 20 KB Only**
(3) Candidate's PH Certificate file size shall be between **50 KB to 100 KB Only**
(4) Special English permission file size shall be **50 KB to 100 KB Only**
(5) Age Condonation order file size shall be between **50 KB to 100 KB Only**

Student Details

M.N.R Serial.No
"Please enter the Serial Number as per the filled MNR. The MNR may be filled in Alphabetical Order of names"

Name Of the Student's (with elaborated Surname) (Max. 42)

Father's Name(with elaborated Surname) (Max. 42)

If the Student's Mother is an Employee Select 'Yes' ☐ Yes ☐ No

Mother's Name (with elaborated Surname) (Max. 42)

UNDER AGE ☐ Student's DOB
PH ☐ Student's PH
11E ☐

Figure 11 :- Edit Details.

- Enter the Serial No. from NR (manual).It is suggested to enter the MNR details first and update the same details in online NR to avoid any mistakes. Only the numerical combination from 0 to 9 is allowed. Special characters like *@#%., are **not allowed**. Ex: 25 but **not 25\$**.

a) NAMES AND SURNAMES ENTRY:

- Enter the name of the student, father's name and mother's name with elaborated surnames not exceeding 42 characters (including spaces).

b) MOTHER'S NAME ENTRY:

- Before entering the mother's name, please get the confirmation from the parents of each student whether the mother is either Govt. or Private Employee. In case of employee, enter the mother's name as per mother's SSC and take a declaration from the mother (see the Annexure-A in the Headmaster's Instruction booklet) and keep with HM for office records and to be produced to this office whenever instructed by the DGE.
- If No, please enter the mother's name as per Admission Register and also get confirmation from the parents to avoid future corrections in SSC.

c) DATE OF BIRTH:

- Take utmost care while entering the Date of Birth of the candidate in online NR based on the admission register only.

FOR UNDERAGE CHILDREN:

Upload the HM/DEO/DGE Proceedings (Age Condonation order) by clicking **Choose File** as shown in the screen below.

The screenshot displays a web form titled "Student Details". It contains several input fields for student information: N.R Serial.No (with a dropdown showing '1'), Name Of the Student's (with elaborated Surname) (KOTHA VIPUL), Father's Name (with elaborated Surname) (KOTHA VIJAY KUMAR), and Mother's Name (with elaborated Surname) (KOTHA KMADHAVI LATHA). There are radio buttons for "If Student's Mother is an Employee!" (Yes/No) and "Gender" (Boy/Girl). The "Date of Birth" section is highlighted with a red box and includes dropdowns for Day (14), Month (May), and Year (2004). To the right, there are "Choose File" buttons for uploading a photo (photo.jpg) and a signature (sign.jpg). A note at the bottom states: "The candidates from other States of India or other countries whose mother tongue is not Telugu and joined in VI class and above are exempted from studying Telugu as second language and is allowed to opt 'Special English'."

Figure 12 :- DOB Upload details

Note: -

1. 14 years should be completed as on 31st August (31-08-2022) of that academic year. If the Student's Age is less than 14 Years (as on 31-08-2022), the HM need to upload HM/ DEO/ DGE Proceeding Order.
2. Head Master concerned is competent authority up to 1 ½ year in the case students from Government/ ZP/ MPL/ APMS/ APSWRS/ APBCWRS/ APTWRS/ AP Ashram Schools/ KGBVs.
3. The District Educational Officer concerned is competent authority up to 1 ½ year in case of students from other managements.
4. The DGE is competent authority from 1 ½ to 2 years in case of students from all managements.

d) SECOND LANGUAGE SPECIAL ENGLISH (11 E):

- If the candidates from other States of India or other country, whose mother tongue is not Telugu and joined in VI class and above are exempted from studying Telugu as second language then click the **check** box and upload **Special English Proceedings** by clicking the **Choose File** as shown below. The DEO is the competent authority to permit the candidate for exemption of studying Telugu as Second Language and permit the candidate to opt Special English (11E) as second language.

NOTE :- The Headmaster/Principal/Correspondent is requested to upload the permission copy of 11E.

The candidates from other States of India or other countries whose mother tongue is not Telugu and joined in VI class and above are exempted from studying Telugu as second language and is allowed to opt 'Special English'.

☒ (Tick if Yes)

DEO Concerned is competent authority to exempt any student from studying Telugu as second language whose mother tongue is not Telugu and who migrated from other states of India or from other countries or of foreign nationals and joined in VI class and above and can permit the student to opt special English [11E] as second language. The candidate should submit the exemption certificate. If the said certificate is not submitted, the candidate shall not be permitted to write 11E.

Special English Proceedings: No file chosen

Figure 13 :- 11E Special English Upload details.

e) Children with Special Needs (CwSN)/ DIFFERENTLY ABLED/ PH :

- If the student is **differently abled person (PH)**,
- Please click on **Yes** radio button
- If not click **No**.
- If the student is a CwSN/Differently abled/PH candidate, then select the type of disability code (1 or 2 or 3 or etc.).
- And upload the scanned copy of PH Certificate by clicking the **Choose file**.
- The PH certificate should be issued by the Medical Board or other Competent Authority only.

☐ (Tick if Yes)

Children with Special Needs (CwSN) / Differently Abled / PH

☒ Yes ☐ No

PLEASE REFER TO THE DOCUMENTS ON CWSN CATEGORIES AVAILABLE IN THE LOGIN PAGE FOR MORE INFORMATION.

☐ 1-(HL)-Leprosy Cured Persons

☐ 2-(HC)-Cerebral Palsy

☐ 3-(HD)-Dwarfism

☐ 4-(HM)-Muscular Dystrophy

☐ 5-(HA)-Acid Attack Victims

☐ 6-(BB)-Blindness

☐ 7-(BL)-Low Vision

☐ 8-(DD)-Deaf

☐ 9-(DH)-Hard of Hearing

☐ 10-(DS)-Speech & Language Disability

☐ 11-(CS)-(Specific Learning Disabilities: Dyslexia, Dysgraphia, Dyscalculia, Dyspraxia, Developmental disabilities)

☐ 12-(CA)-Autism Spectrum Disorder(ASD)

☐ 13-(SM)-Mental, Illness

☐ 14-(SN)-Chronic Neurological Conditions: Multiple Sclerosis, Parkinson's Disease

☐ 15-(SB)-Blood Disorders: Haemophilia, Thalassemia, Sickle Cell, Disease.

☐ 16-(LE)-Permanent Physical Impairment of Extremities (Hand, Foot, etc.)

☐ 17-(LS)-Permanent Physical Impairment of Spine

☐ 18-(LA)-Permanent Physical Impairment - Amputation

☐ 19-(LF)-Permanent Physical Impairment – Club Foot and Other Conditions

☐ 20-(LN)-Permanent Physical Impairment due to Chronic Neurological Conditions

☐ 21-(LL)-(Spinal Cord Injuries) and BL (Low Vision)

☐ 22-(CI)-Intellectual Disability

Religion	Caste Category
<input checked="" type="radio"/> Hindu	<input type="radio"/> OC
<input type="radio"/> Islam	<input type="radio"/> BC-A
<input type="radio"/> Christianity	<input type="radio"/> BC-B
<input type="radio"/> Sikhism	<input type="radio"/> BC-C
<input type="radio"/> Buddhism	<input type="radio"/> BC-D
<input type="radio"/> Jainism	<input type="radio"/> BC-E
<input type="radio"/> Others	<input checked="" type="radio"/> SC
	<input type="radio"/> ST

Browse...

No file selected.

Figure 14 :- PH Upload details

NOTE:- The Headmaster/Principal/Correspondent is requested to upload the PH certificate issued by the competent authority only. If not uploaded the PH certificate, the candidate shall not be considered under PH category.

f) Religion:

- Select the **Religion** by clicking on the respective radio button as per the Admission Register only.

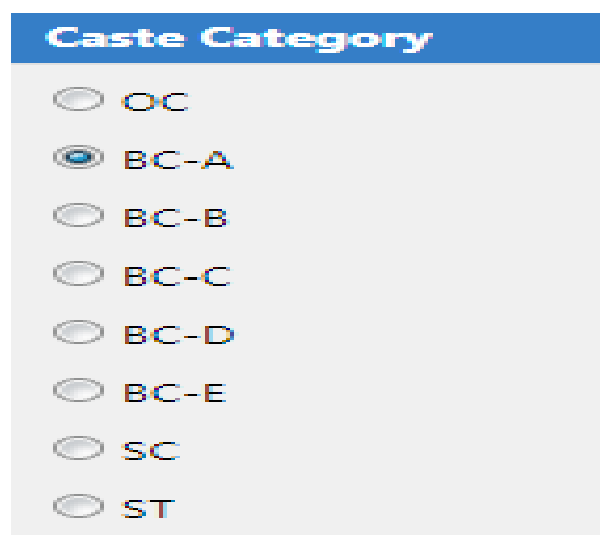


A screenshot of a web form titled "Religion" in a blue header. Below the header, there are seven radio button options: Hinduism (selected), Islam, Christianity, Sikhism, Buddhism, Jainism, and Others. Each option is preceded by a radio button icon.

Figure 15 :- Religion details

g) CASTE CATEGORY:

- Select the **Caste Category** as per the Admission Register only.

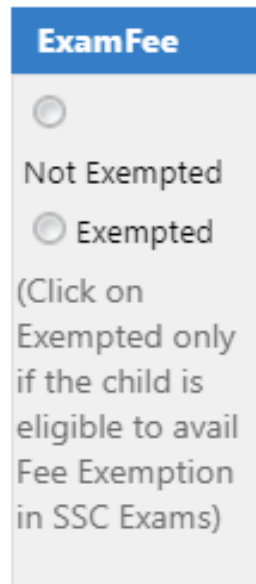


A screenshot of a web form titled "Caste Category" in a blue header. Below the header, there are eight radio button options: OC, BC-A (selected), BC-B, BC-C, BC-D, BC-E, SC, and ST. Each option is preceded by a radio button icon.

Figure 16 :- Caste details

h) EXAM FEE:

- Select the **Exam Fee** (Please see the HM instructions booklet).




The screenshot shows a dropdown menu titled "ExamFee" in a blue header. Below the header, there are two radio button options: "Not Exempted" and "Exempted". The "Exempted" option is currently selected. Below the radio buttons, there is a text instruction: "(Click on Exempted only if the child is eligible to avail Fee Exemption in SSC Exams)".

Figure 17 :- Exam Fee details

i) MEDIUM:

- Select the **Medium** of instruction.



The screenshot shows a dropdown menu titled "Medium" in a blue header. Below the header, there is a list of seven language options, each with a radio button: "English", "Hindi", "Kannada", "Odia", "Tamil", "Telugu", and "Urdu". The "English" option is currently selected.

Figure 18 :- Medium details

NOTE: - Above all fields are mandatory.

j) SELECTION OF LANGUAGES AND SUBJECTS:

- Please select the First Language, Second Language and Third Language as they are mandatory.
- The three Non Language subjects (Mathematics, General Science and Social Studies) are common to Regular students
- Any two Non Language subjects (Mathematics, General Science and Social Studies) are optional for OSSC students.

k) SOME EXEMPTIONS FOR PH CANDIDATES FOR OPTING THE LANGUAGES:

Disability Category	Disability Code	Name of the Disability
Physical Disability – Locomotor Disability	HL (1)	Leprosy Cured Persons
	HC (2)	Cerebral Palsy
	HD (3)	Dwarfism
	HM (4)	Muscular Dystrophy
	HA (5)	Acid Attack Victims
	LE (16)	Permanent Physical Impairment of Extremities (Hand, Foot, etc.)
	LS (17)	Permanent Physical Impairment of Spine
	LA (18)	Permanent Physical Impairment -Amputation
	LF(19)	Permanent Physical Impairment – Club Foot and other Conditions
	LN(20)	Permanent Physical Impairment due to Chronic Neurological Conditions
	LL (21)	Spinal Cord Injuries
Physical Disability – Visual Impairment	BB (6)	Blindness
	BL (7)	Low Vision
Physical Disability – Hearing Impairment	DD (8)	Deaf
	DH (9)	Hard of Hearing
Physical Disability – Speech and Language Disability	DS (10)	Speech and Language Disability
Intellectual Disability	CS (11)	Specific Learning Disabilities: i. Dyslexia ii. Dysgraphia ii. Dyscalculia

		iv. Dyspraxia, v. Developmental Aphasia
	CA (12)	Autism Spectrum Disorder
	CI (22)	Intellectual Disability
Mental Behavior	SM (13)	Mental Illness
Disability caused due to Chronic Neurological Conditions & Blood Disorders	SN (14)	Chronic Neurological Conditions: i. Multiple Sclerosis ii. Parkinson's Disease
	SB (15)	Blood Disorders: i. Haemophilia ii. Thalassemia ii. Sickle Cell Disease
NOTE: For more details on disability-specific exemptions and concessions, please refer to G.O.Ms.No. 86, School Education Dept (Prog.II) Dept, Dated: 29-12-2021, and & DGE Proceedings Rc.No. GE-COOR0NINT/2021-DGE, dated:02-02-2022, available on the official website - www.bse.ap.gov.in .		

Languages & Subjects

1st Language

Telugu (01T/02T)

2nd Language

Hindi (09H)

3rd Language

English (13E/14E)

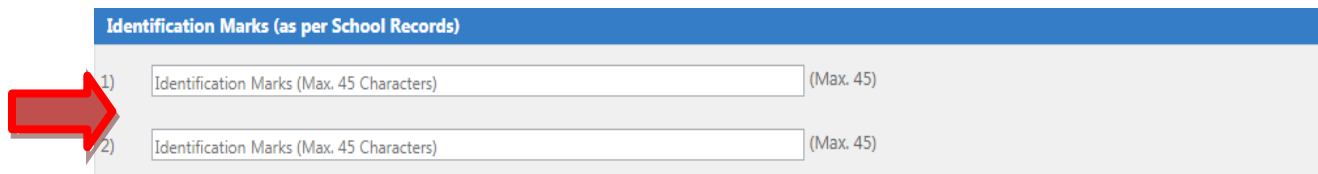
Non Languages

☒ Mathematics (15/16)
☒ General Science (19/20)
☒ Social Studies (21/22)

Figure 19 :- Languages & Subjects

l) Identification Marks (Moles):

- Identification marks have to be filled up by personally verifying each and every candidate only.
- Minimum one identification mark is mandatory (either mole or scar).



Identification Marks (as per School Records)

1) Identification Marks (Max. 45 Characters) (Max. 45)

2) Identification Marks (Max. 45 Characters) (Max. 45)

Figure 20 :- Identification Marks (Moles)

m) Upload Photograph and Signature of the Candidate:



Student's Photo

Choose File No file chosen

Student's Sign

Choose File No file chosen

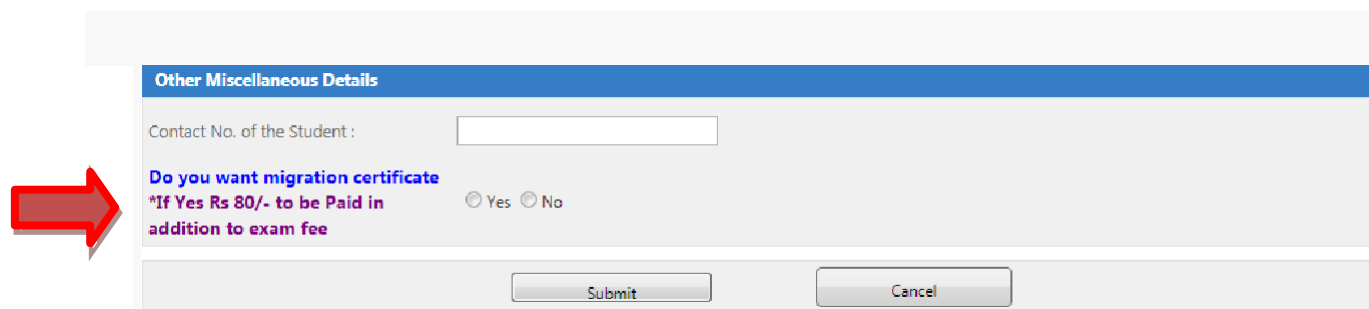
Figure 21 :- Upload Photograph and Signature of the Candidate

- Please upload the scanned copy of photograph (Black and White with White Background) of the candidate in jpg format only (size shall be between 30KB to 40KB only).
- Please upload the scanned copy of signature of the candidate (Size shall be between 10KB to 20KB only).

8. MIGRATION CERTIFICATE:

If any candidate desires to obtain Migration Certificate for getting admission for higher education in other States

- Then select **Yes** (An amount of Rs. 80/- has to be paid in addition to the exam fee)
- If not required, select **No**.
- After entering the details please click on **Submit button**.
- The Migration Certificate will be issued after the declaration of final results.



Other Miscellaneous Details

Contact No. of the Student :

Do you want migration certificate
*If Yes Rs 80/- to be Paid in addition to exam fee ☐ Yes ☐ No

Figure 22 :- Identification Marks (Moles):

Note: Same procedure shall be followed for both SSC and OSSC Regular.

9. VOCATIONAL STUDENTS REGISTRATION:

- The traditional vocational schools, vocational codes along with vocational subjects were already mapped based on the last years data if any changes are required in vocational codes, the Headmaster/Principal/Correspondent is requested to contact the DGE office.
- AP Model School related vocational schools, vocational codes along with vocational subjects were already mapped based on the information furnished by the O/o **Samagra Shiksha**. Changes in vocational codes shall not be considered in respect of AP Model schools.
- In respect of AP model schools related vocational courses, the vocational exam fee shall be paid by the **Samagra Shiksha**. Hence the Headmasters/Principals need not pay the vocational exam fee.

- For Vocational Students Registration please click on **VOCATIONAL** button in the screen as shown below.

The screenshot shows a web interface with a top navigation bar containing the following tabs: CHILD INFO DATA, SERVICE DATA, SUBMITTED APPLICATIONS, VOCATIONAL, PAYMENTS, PAYMENT PAID CANDIDATES LIST, and CHANGE PASSWORD. Below the tabs, the text 'Stream : Vocational' is displayed in green, with a red asterisk and the text '* Indicates Mandatory Fields' to its right. Below this, the text 'District : 14 - GUNTUR' and 'School : 14362 - A P RESIDENTIAL (BOY'S) SCHOOL, TADIKONDA' are shown in a light gray box.

Figure 23:- Vocational Screen.

- By selecting the candidate from the drop down menu, the following details shall be appeared.
- **Vocational Subject** has to be selected in the drop down menu.
- In case of Vocational Candidates, after submission of vocational details only the total fee has to be paid. It shall not be allowed to pay the vocational fee separately.
- No exemption to any category of candidates in the Vocational Fees.

The screenshot shows a form titled 'Student Details' with a blue header. The form contains the following fields: 'Regular Students :' with a dropdown menu showing '23000013 - BEERAKA JYOTHI SWAROOP KUMAR'; 'Student Name' with a text box containing 'BEERAKA JYOTHI SWAROOP KUMAR'; 'Father's Name' with a text box containing 'BEERAKA NAGA PAVAN KUMAR'; 'Mother's Name' with a text box containing 'BEERAKA LALITHA'; 'Vocational Sub.' with a dropdown menu showing 'IT/ITeS - DOMESTIC DATA ENTRY OPERATOR (61/62)'; and 'Vocational Medium.' with a dropdown menu showing 'Odia'. At the bottom of the form, there are two buttons: 'Submit' and 'Cancel'.

Figure 24 :- Vocational Screen.

- After entering details, please click on **submit** button.

10. ONCE FAILED CANDIDATES :

ONCE FAILED CANDIDATES REGISTRATION IN BOTH STREAMS (SSC AND OSSC):

a) FOR FAILED STUDENTS REGULAR:

- For Failed Candidates for regular Registration,
- Please click on **FAILED Student Registration** on the screen and click on **SSC (2022)** Button

The screenshot shows a web interface with a top navigation bar containing tabs: CHILD INFO DATA, SERVICE DATA, SUBMITTED APPLICATIONS, VOCATIONAL, PAYMENTS, and PAYMENT PAID CANDIDATES LIST. Below this is a secondary bar with 'FAILED STUDENT REGISTRATION' (highlighted in blue) and 'CHANGE PASSWORD'. A table below the bars has two rows: 'SSC (2022)' and 'OSSC'. A red asterisk note on the right states '* Indicates Mandatory Fields'.

Figure 25 :- Failed Candidates Screen.

- The below screen shall be displayed.

The screenshot displays the 'Failed Candidate' registration form. At the top, it shows the same navigation tabs as Figure 25. The form title is 'Stream : Failed Candidate'. Below this, it shows 'District : 01 - SRIKAKULAM' and 'School Code & Name: 01380 - Z P HIGH SCHOOL - PAIDIBHEEMAVARAM'. A section for 'Instructions' lists five points regarding file formats and sizes for photo, sign, PH certificate, special English permission, and age condonation order. The 'Student Details' section includes a dropdown for 'Previous Year Roll No.', a text field for 'M.N.R Serial.No' with a note to enter the serial number as per the filled MNR, and text fields for 'Name Of the Student's (with elaborated Surname)', 'Father's Name (with elaborated Surname)', and 'Mother's Name (with elaborated Surname)'. There are radio buttons for 'If the Student's Mother is an Employee Select \'Yes\'' (Yes/No) and 'Gender' (Boy/Girl). The 'Date of Birth' section has dropdowns for Day, Month, and Year. On the right, there are icons for 'UNDER AGE', 'PH', and '11E' with corresponding labels 'Student's DOB', 'Student's PH', and 'Student's PH'.

Figure 26 :- Failed Candidates Registration Screen.

- Now please select **previous year Roll No.** of the student, then the student details will automatically displayed as shown below.

Welcome To 02137 LogOut

CHILD INFO DATA SERVICE DATA SUBMITTED APPLICATIONS VOCATIONAL PAYMENTS PAYMENT PAID CANDIDATES LIST
FAILED STUDENT REGISTRATION CHANGE PASSWORD

Stream : Failed Candidate

* Indicates Mandatory Fields

District : 02 - VIZIANAGARAM School Code & Name: 02137 - Z P HIGH SCHOOL - KONURU
Child ID : PVT2206605566 UDISE Code : 28122203702

Instructions
All the Scanned documents shall be in .jpg or .jpeg format only
(1) Candidate's Photo shall be in Black & White and shall be between 30 KB to 40 KB Only
(2) Candidate's Sign file size shall be between 10 KB to 20 KB Only
(3) Candidate's PH Certificate file size shall be between 50 KB to 100 KB Only
(4) Special English permission file size shall be 50 KB to 100 KB Only
(5) Age Condonation order file size shall be between 50 KB to 100 KB Only

Student Details

Previous Year Roll No.: 2206605566 - KORNANA MOUNIKA

M.N.R Serial.No.

"Please enter the Serial Number as per the filled MNR. The MNR may be filled in Alphabetical Order of names"

Name Of the Student's (with elaborated Surname) KORNANA MOUNIKA (Max. 42)

Father's Name(with elaborated Surname) KORNANA BHOGIRAJU (Max. 42)

Figure 27 :- Failed Candidates Registration Screen.

- Please check the details and **submit** the application.

b) OSSC PRIVATE STUDENTS REGISTRATION:

- For OSSC Private Students Registration please click on **FAILED Student Registration** button as displayed below screen.
- Then Click on **OSSC** and below screen will be displayed.

The screenshot shows a web application interface. At the top, there is a horizontal navigation bar with tabs: CHILD INFO DATA, SERVICE DATA, SUBMITTED APPLICATIONS, VOCATIONAL, PAYMENTS, and PAYMENT PAID CANDIDATES LIST. Below this, a secondary bar contains 'FAILED STUDENT REGISTRATION' (highlighted in blue) and 'CHANGE PASSWORD'. On the left, a sidebar menu lists 'SSC (2022)' and 'OSSC' (highlighted in blue). A green label 'ate' is partially visible next to the sidebar. A red note on the right states '* Indicates Mandatory Field'.

Figure 28 :- OSSC Private Screen.

- Select the **Previous year Roll Number** from the Drop down Menu then the name, father's name and mother's name shall be displayed.
- Enter the Serial No. from the NR (manual) (Allowed digits are from 0 to 9 without any special characters, dots, comma etc).

The screenshot displays the 'Student Details' form. It includes the following fields and options:

- Previous Year Roll No.:** A dropdown menu with the placeholder '-- SELECT ROLLNO--'.
- M.N.R Serial.No**: A text input field with a red instruction below it: "Please enter the Serial Number as per the filled MNR. The MNR may be filled in Alphabetical Order of names".
- Name Of the Student's (with elaborated Surname)**: A text input field with the placeholder 'Enter Student's Name (Max. 42 Characters)' and a '(Max. 42)' label.
- Father's Name (with elaborated Surname)**: A text input field with the placeholder 'Enter Father's Name (Max. 42 Characters)' and a '(Max. 42)' label.
- If the Student's Mother is an Employee Select 'Yes'**: Radio buttons for 'Yes' and 'No'.
- Mother's Name (with elaborated Surname)**: A text input field with the placeholder 'Enter Mother's Name (Max. 42 Characters)' and a '(Max. 42)' label.
- Gender**: Radio buttons for 'Boy' and 'Girl'.
- Date of Birth**: Three dropdown menus for 'Day' (placeholder 'DAY'), 'Month' (placeholder 'MONTH'), and 'Year' (placeholder 'YEAR').

On the right side of the form, there are labels for 'UNDER AGE', 'Student's DOB', 'PH', 'Student's PH', and '11E Student's PH'.

Figure 29:- OSSC Private Details.

NOTE: -

1. The process for OSSC Private Students Registration is same as the process followed for Failed Regular Students Registration.
2. In addition to the regular Languages, OSSC subject have to be opted.

Languages & Subjects

1st Language:

2nd Language:

3rd Language:

Non Languages:

- ☐ Mathematics (15/16)
- ☐ General Science (19/20)
- ☒ Social Studies (21/22)

OSSC Subject:

Identification Mark:

Arabic (25)

Persian (27)

Figure 30 :- OSSC added subjects Screen.

11. SUBMITTED STUDENTS DETAILS AS SHOWN BELOW:

- After submission, **SUBMITTED APPLICATIONS** Screen shall be displayed like this.

EDIT THE DETAILS:

- By clicking Edit button, the details of the candidate may be edited.

Welcome To

01001

LogOut

CHILD INFO DATA

SERVICE DATA

SUBMITTED APPLICATIONS

VOCATIONAL

PAYMENTS

PAYMENT PAID CANDIDATES LIST

CHANGE PASSWORD

District : 01 - SRIKAKULAM

School : 01001 - Z P HIGH SCHOOL - DUSIPETA

MNR SLNo.	AppNo Child Id	Student's Name Father's Name Mother's Name	PH	Date of Birth	Med	Languages	Stream	Edit	Print	PAYMENT	Migration	Confirm
1	23000010 1501171407	GEDALA LOKESH GEDALA PARASAYYA GEDALA NAGAMANI		05/05/2006	English	Telugu (01T/02T) Hindi (09H) English (13E/14E)	Regular	Edit	Print	Not Paid	Yes	<div>Confirm</div>

Figure 31 :- Application Submitted Student's Details

- Now Click on **SUBMITTED APPLICATIONS** and the below screen will be appeared.

Welcome To
01001
LogOut

CHILD INFO DATA
SERVICE DATA
SUBMITTED APPLICATIONS
VOCATIONAL
PAYMENTS
PAYMENT PAID CANDIDATES LIST
CHANGE PASSWORD

District : 01 - SRIKAKULAM

School : 01001 - Z P HIGH SCHOOL - DUSIPETA

MNR SL.No.	AppNo Child Id	Student's Name Father's Name Mother's Name	PH	Date of Birth	Med	Languages	Stream	Edit	Print	PAYMENT	Migration	Confirm
1	23000010 1501171407	GEDALA LOKESH GEDALA PARASAYYA GEDALA NAGAMANI		05/05/2006	English	Telugu (01T/02T) Hindi (09H) English (13E/14E)	Regular	Edit	Print	Not Paid	Yes	Confirm

Figure 32 :- Submitted Application Screen

CAUTION:

- After verifying the student's details and all other details thoroughly by the Headmaster/Principal/Correspondent, if any mistakes are found then go to EDIT option and Edit the details once again carefully and also take the printout and again check the details one more time.
- If all the details are correct without any mistakes then click the **Confirm** button.
- The alert message will be appeared as shown below before confirmation.

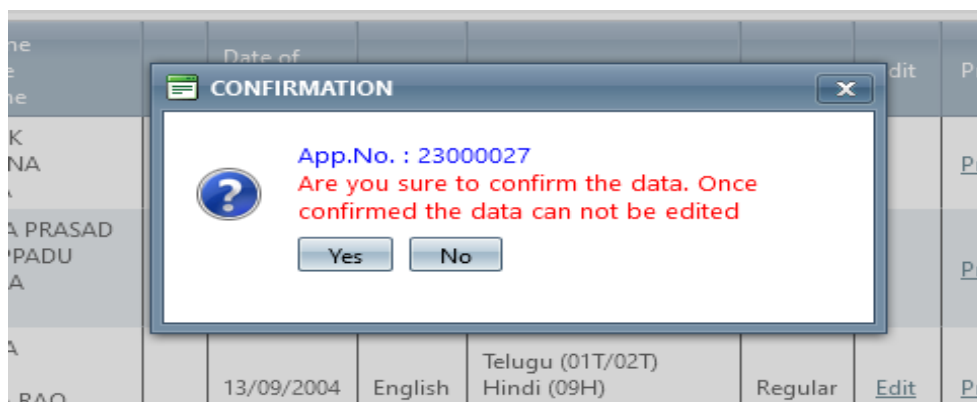


Figure 33 :- Confirm alert Screen

- If you Click the YES button then OK message will be appeared in the following screen.

- If you click the No button once again Headmaster/Principal/Correspondent is requested to go back for verification of all the details once again.

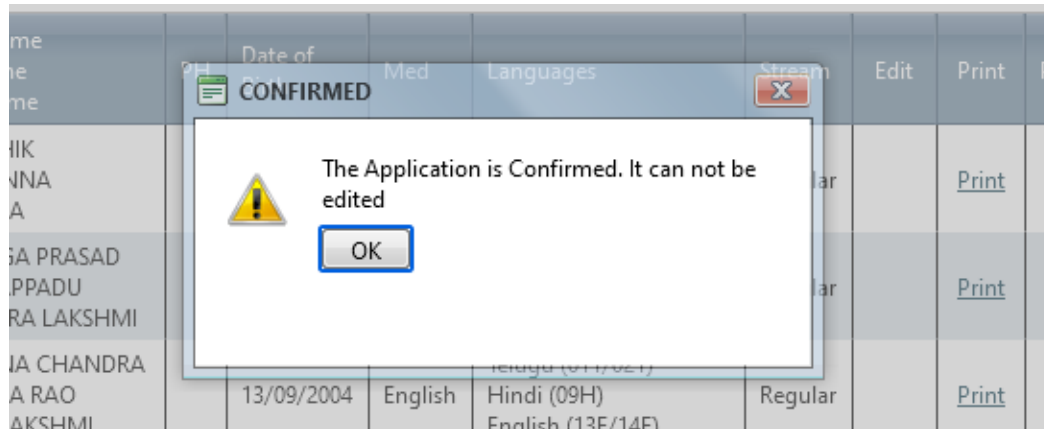


Figure 34:- Confirmed alert Screen

- After the confirmation, the following screen appears:


CHILD INFO DATA SUBMITTED APPLICATIONS VOCATIONAL FAILED STUDENT REGISTRATION PAYMENTS CHANGE PASSWORD												
District : 11 - WEST GODAVARI				School : 10007 - GOVT HIGH SCHOOL , ELURU								
MNR Sl.No.	AppNo Child Id	Student's Name Father's Name Mother's Name	PH	Date of Birth	Med	Languages	Stream	Edit	Print	PAYMENT	Migration	Confirm
001	300010 1505000242	KATTURI DINESH KARTHIK LAZARU RAMA LATHA	0	29/06/2006	Telugu	Telugu (01T/02T) Hindi (09H) English (13E/14E)	Regular		Print	PAID	Yes	
23	300016 1505000243	KATTURI HEMANTH RAJU MARIYAMMA	0	05/08/2006	English	Telugu (01T/02T) Hindi (09H) English (13E/14E)	Regular		Print	PAID	No	
23	300019 1505000577	PAGURLA SIDDU YESU PADAM SAMRAAJYAM	0	26/07/2006	English	Telugu (01T/02T) Hindi (09H) English (13E/14E)	Regular	Edit	Print	PAID	No	Confirm
23	300025 PVT1911600757	TIRUNAGARI MOHAN SUNDAR TIRUNAGARI SURESH BABU TIRUNAGARI DEVI	0	08/07/2002	Telugu	Passed Passed Passed	Failed Candidate		Print	Not Paid	No	Confirm

Figure 35:- Confirmation Screen

12. FEE PAYMENT:

a) Now Click on **PAYMENTS** button for Fee Payment:

- The below Screen shall be displayed.
- Select all for whom the examination fee has to be paid.
- The Payment can be done for all the students at once or for each student individually. It is advised to pay the fees immediately and not to wait until the last date.
- Then click the **Proceed to Payment** as shown below.

**DIRECTORATE OF GOVERNMENT EXAMINATIONS :: ANDHRA PRADESH**
(Popularly Known as SSC Board)

Welcome To 10053 [LogOut](#)

CHILD INFO DATA	SERVICE DATA	SUBMITTED APPLICATIONS	VOCATIONAL	PAYMENTS	PAYMENT PAID	CANDIDATES LIST	CHANGE PASSWORD		
Select	Application Number	Candidate's Name	Father's Name	NO OF SUBJECTS	Late FEE	SSC FEE	VOC FEE	MIG FEE	Total
<input type="checkbox"/>	23000000	VEGI JHANSIRANI	VEGI YESURATNAM	6	0	125	0	80	205
<input type="checkbox"/>	23000003	GOKADA VINOD KUMAR	GOKADA VASU	6	0	125	0	80	205
<input type="checkbox"/>	23000004	GUTTULA SAI SUREKHA	GUTTULA SRINIVASA RAO	6	0	125	0	80	205

Proceed to Payment

Figure 35 :- Student's Payment Details

b) TO ENTER THE PAYEE DETAILS :

- The following window for registering the mobile number of payee will appear as shown in below screen.
- Fill all the details and click the **Submit & Check Payment**.

CHILD INFO DATA	SUBMITTED APPLICATIONS	VOCATIONAL	FAILED STUDENT REGISTRATION	PAYMENTS	CHANGE PASSWORD
Payee Name	SAI				
Payee Government Id No. (Aadhar, PAN Card etc.)	89896569685656				
Mobile Number	8096356989				
Email	EXAM@gmail.com				
Submit & Check Payment					

Figure 36 :- Payee Details

- The following screen will appear, please check the details.
- Click on **Proceed for Payment**.

CHILD INFO DATA		SUBMITTED APPLICATIONS		VOCATIONAL		FAILED STUDENT REGISTRATION		PAYMENTS		CHANGE PASSWORD	
Payee Name	SAI										
Payee Government Id No. (Aadhar, PAN Card etc.)	89896569685656										
Mobile Number	8096356989										
Email	EXAM@gmail.com										
Payment Reference ID	Payment Reference Id : 10007_SSC_10000005										
Number Of candidates	Number of Candidates : 2										
Amount	Amount : 1070										
<div>Proceed for Payment</div>											

Figure 37 :- Payee Details

c) PAYMENT MODE:

- The following window for selection of payment mode will be displayed.
- Click **Online Payment**.

Select Payment Mode

Online Payment

Cancel

Figure 38:- Online Payment Screen

d) PAYMENT GATEWAY:

- The following Payment Gateway window will be displayed.
- Please select either **SBI** or **PAYU**, as per their wish and complete the payment process.

Select Payment Gateway

PAYU Charges

- ⇒ Net Banking (Including Corporate Net banking)
 - All Banks: Rs.6/Txn
- ⇒ UPI Payments (BHARAT QR, Google Pay, Phone Pe, BHIM, Paytm & Others) : NIL
- ⇒ Card Payment
 - Rupay Debit cards : NIL
 - Visa & MasterCard Debit cards txn Amt 0-2000: 0.45%/Txn
 - Visa & MasterCard Debit Cards txn Amt Above-2000: Flat Rs.20/Txn
 - Credit Cards All: 0.85%/Txn
- ⇒ Credit card EMI: 14%

SBI Charges

- ⇒ Net Banking :
 - SBI Bank Charges: 11.8
 - Other Banks - Bank Charges: 17.7
- ⇒ Card Payments :
 - State Bank Debit Cards - Bank Charges: Nil
 - Other Bank Debit Cards - Bank Charges: Nil
 - Credit Cards - Bank Charges: 12.99

PAYU SBI Cancel

Figure 39 :- SBI and PAYU Screen

- For example, if **PAYU** is selected, then below screen will appear.

Login to PayUmoney

OR

Select Payment Mode

Credit/Debit Card (EMI Available) >

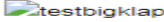
Netbanking >

MasterCard SecureCode. Verified by VISA SECURED BY PayU AMERICAN EXPRESS SafeKey

© 2017 PayUMoney. All rights reserved

Figure 40 :- PAYU Screen

- If **Credit/Debit Card** is opted, then the below screen will be appeared.
- Enter card details and Click on **Pay**.

Pay to 

₹ 1,275.00

Net Payable Amount

₹ 1,275.00

Enter Card Details

Card Number

 XXXX XXXX XXXX XXXX

Card Number is required

Expiry Date

 MM / YY

CVV

 XXX

Email

 hgh@gmail.com

Phone

 8096356989

☐ Convert to easy EMIs

 PAY ₹ 1,275.00

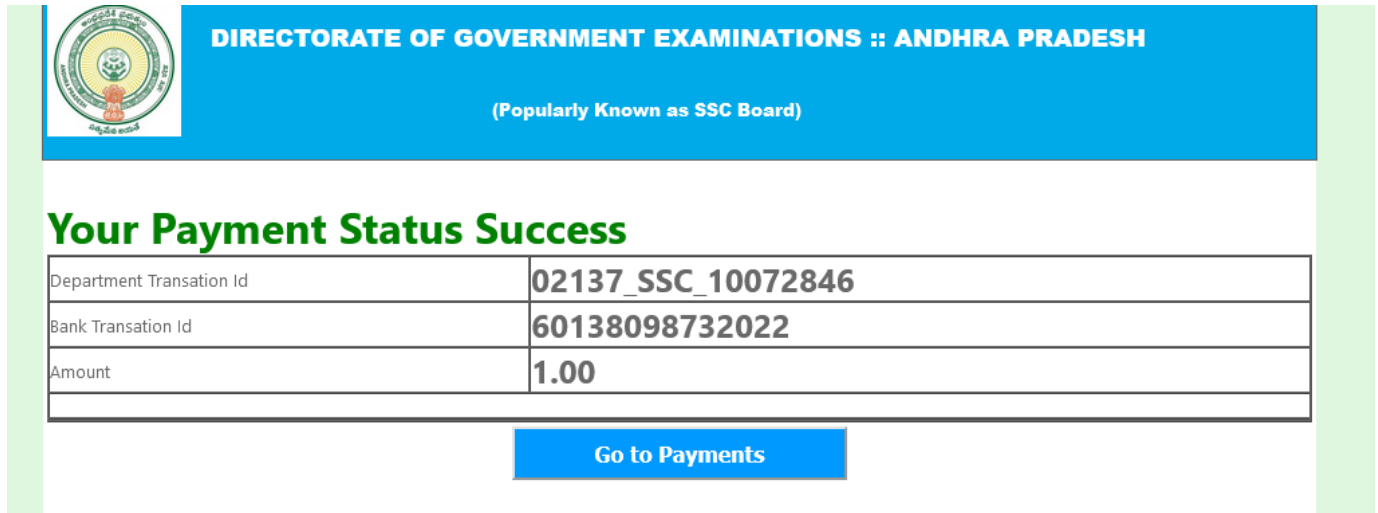
By paying you agree to our [T&C](#) and [Privacy Policy](#)

Figure 41 :- PAYU card Screen

e) PAYMENT STATUS:

- After Successful payment, the following screen will appear.



DIRECTORATE OF GOVERNMENT EXAMINATIONS :: ANDHRA PRADESH
(Popularly Known as SSC Board)

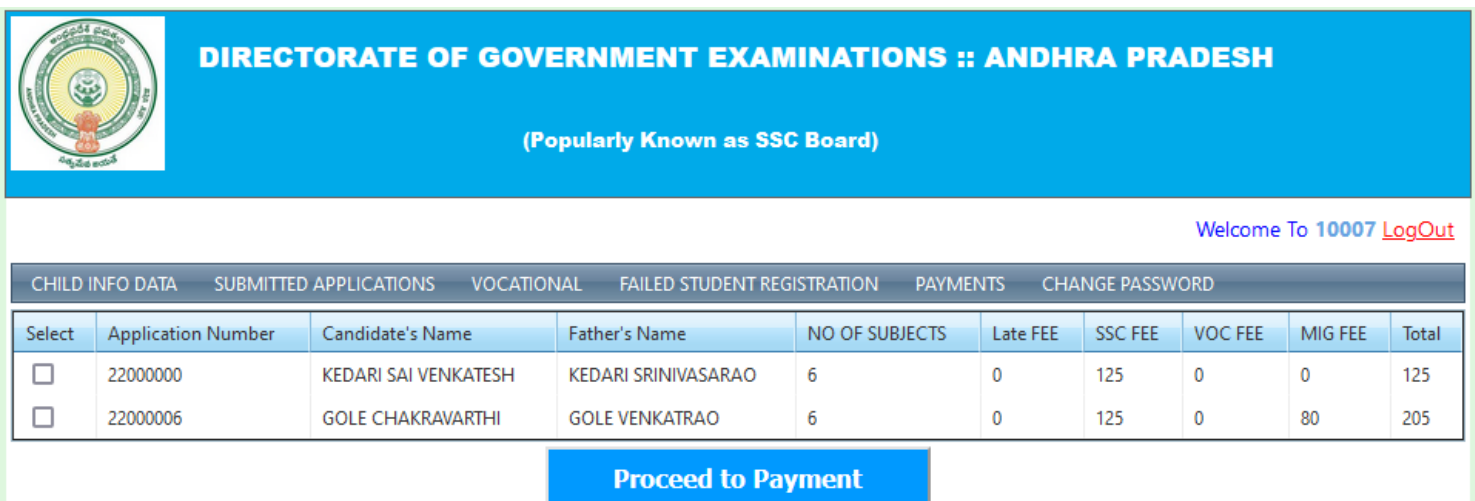
Your Payment Status Success

Department Transaction Id	02137_SSC_10072846
Bank Transaction Id	60138098732022
Amount	1.00

[Go to Payments](#)

Figure 42 :- Confirmation Screen

- Please note down the Department Transaction ID for future reference.
- Then Click on **Go to Payments button on the screen**, you will be redirected to **PAYMENTS** screen.
- If the payment is “not successful” and money is debited form your account please wait for 24 hours before paying again. Check the status after 24 hours.



DIRECTORATE OF GOVERNMENT EXAMINATIONS :: ANDHRA PRADESH
(Popularly Known as SSC Board)

Welcome To 10007 [LogOut](#)

CHILD INFO DATA	SUBMITTED APPLICATIONS	VOCATIONAL	FAILED STUDENT REGISTRATION	PAYMENTS	CHANGE PASSWORD				
Select	Application Number	Candidate's Name	Father's Name	NO OF SUBJECTS	Late FEE	SSC FEE	VOC FEE	MIG FEE	Total
<input type="checkbox"/>	22000000	KEDARI SAI VENKATESH	KEDARI SRINIVASARAO	6	0	125	0	0	125
<input type="checkbox"/>	22000006	GOLE CHAKRAVARTHI	GOLE VENKATRAO	6	0	125	0	80	205

[Proceed to Payment](#)

Figure 43 :- Payments Screen

CAUTION:

- Once confirmed, it is final and there is NO option for Editing
- The screen shall be displayed like this for the confirmed student.

CHILD INFO DATA SUBMITTED APPLICATIONS VOCATIONAL FAILED STUDENT REGISTRATION PAYMENTS CHANGE PASSWORD												
District : 11 - WEST GODAVARI						School : 10007 - GOVT HIGH SCHOOL , ELURU						
MNR Sl.No.	AppNo Child Id	Student's Name Father's Name Mother's Name	PH	Date of Birth	Med	Languages	Stream	Edit	Print	PAYMENT	Migration	Confirm
001	300010 1505000242	KATTURI DINESH KARTHIK LAZARU RAMA LATHA	0	29/06/2006	Telugu	Telugu (01T/02T) Hindi (09H) English (13E/14E)	Regular		Print	PAID	Yes	
23	300016 1505000243	KATTURI HEMANTH RAJU MARIYAMMA	0	05/08/2006	English	Telugu (01T/02T) Hindi (09H) English (13E/14E)	Regular		Print	PAID	No	
23	300019 1505000577	PAGURLA SIDDU YESU PADAM SAMRAAJYAM	0	26/07/2006	English	Telugu (01T/02T) Hindi (09H) English (13E/14E)	Regular	Edit	Print	PAID	No	Confirm
23	300025 PVT1911600757	TIRUNAGARI MOHAN SUNDAR TIRUNAGARI SURESH BABU TIRUNAGARI DEVI	0	08/07/2002	Telugu	Passed Passed Passed	Failed Candidate		Print	Not Paid	No	Confirm

Figure 44 :- After Confirmation Screen

Note:-

- 1) The particulars of all the students have to be confirmed at least one day before the last date of submission to avoid server problems (if any) and the data which was confirmed only will be permitted for examinations.
- 2) In case of any technical issue after the payment please send an mail to the dir_govexams@yahoo.com with all the relevant details New SSC Code, Application Number, Department Transcation ID, Bank Transcation Id,, Date of payment, Amount etc., (preferable with screenshots) for fast resolution of the issue.

- After **Confirmation and Payment of Fees** of the students, take printout of each student's application and it will be appeared as shown below.



BOARD OF SECONDARY EDUCATION :: ANDHRA PRADESH		SSC Public Examinations MARCH - 2023	
District	: VIZIANAGARA M		Application No. 23000028
Section Code	: 02		
Mandal	: GARIVIDI		
School / UDISE Code	: 02137 / 28122203702		
Z P HIGH SCHOOL - KONURU		Child Id 1502059984	
Stream	: Regular	 	
MNR Sl.No	: 1		
Student's Name	: MAMIDI DURGA PRASAD		
Father's Name	: MAMIDI SURYA NARAYANA		
Mother's Name	: MAMIDI GOWRI		
Gender	: Boy		
Date of Birth	: 30-11-2006		
PH Status	: No		
Religion	: Hinduism		
Caste Category	: SC		
Medium	: English	Vocational Medium	: NA
Contact No.	: 9999999999		
Fee Amount	: 125		
Fee Paid Status	: PAID		
Payment Ref No.	:		
Payment Date	:		
Migration Fee Paid	: Yes - MIG FEE : 80		
Languages & Subjects :			
1st Language	: Telugu (01T/02T)		
2nd Language	: Hindi (09H)		
3rd Language	: English (13E/14E)		
Non Languages	: Mathematics (15/16)		
	: General Science (19/20)		
	: Social Studies (21/22)		
Identification Marks			
1) AMOLE ON LEFT THUMB			
2) AMOLE ON LEFT INDEX FINGER			
I hereby, declare that, the entries made by me in the Application Form are correct and true to the best of my knowledge and strictly in accordance with Admission register only. I hold sole responsibility for any error in the particulars of the candidate.			
I, Sri./Smt. MAMIDI DURGA PRASAD, father/mother of MAMIDI SURYA NARAYANA, who is appearing for the SSC Public Examinations, MARCH - 2023 from Z P HIGH SCHOOL - KONURU School, hereby declare that I have personally verified all the personal details of my ward submitted in this application and I hereby declare that all the submitted details are true to the best of my knowledge and in accordance with the details in the Admission Register of the school.			
Signature of the Student		Signature of the Student's Parent	
		Signature of the Head Master	
24 November 2022 1229			

Figure 45 :- Student's Information Sheet

NOTE :-

- 1) The Headmaster/Principal/Correspondent has to take the printout of each and every student's application after confirmation and all students' applications should be kept with them for future correspondence and there will be no need to send to any (DYEO, DEO and DGE) office.
- 2) For any proposal related, other issues, please write to dir_govexams@yahoo.com.

SD/- D DEVANANDA REDDY
DIRECTOR
GOVERNMENT EXAMINATIONS

